

ABOUT THE CLASSES

These classes are for all levels of ability. The focus is on mastering the basic skills which are the foundation of all jewelry. The low cost of tools and materials makes working with wire an excellent craft or hobby. No soldering is required – only time and practice to challenge your imagination!

MATERIALS REQUIRED FOR ALL CLASSES

- Small flat nose pliers
 - Round nose pliers
 - Flat cutters
 - Flush cutters
- * No soldering is required

CLASS FEES (IN NEW MEXICO)

Group rates (two or more)
▪ \$10 per hour plus material fee

Private lessons
▪ \$20 per hour plus material fee

Personal Consulting (to improve your wire wrapping skills)
▪ \$20 per hour

* Out of state fees increase with travel expenses.

CLASS SCHEDULE

Call to enroll in ongoing classes or set up your own class based on instructor's availability.

BASIC WIRE WRAPPING

Learn the basic forms and techniques to create your own jewelry.

- Round coil wrap
- Flat coil (spiral)
- Loop and Loops
- Flat multi-wrap
- Connecting Beads with wire

With these skills you can learn to make your own size findings, hook 'n eye, and assemble earrings,

RINGS

Explore the basic elements for making simple one wire rings.

- Shape and form rings on a mandrel
- Use a bench vise to create multi-wired wraps
- Size rings

These rings can be made plain or accented with beads.

CHAINS

Explore chain making designs while creating your own unique chains.

- Interlocking coils
- Horse-shoe link
- Bow chain link
- Figure eights
- Scrolls
- Hook and eyes

BRACELETS AND CHARMS

Learn a variety of charm designs to attach to your bracelet or bring your own keepsakes and trinkets.

- Chain links
- Bead and wire assembly
- Clasps

PENDANTS

Learn to wrap different shaped stones and create a unique centerpiece for your chains and necklaces.

- Set cabochons
- Wrap marbles
- Designs with donuts
- Spiral cage

Bonus: Learn to wrap multiple wires using a bench vise.

More classes are available such as:

- Chain Weaving
- Earring Design
- Beads and Wire
- Wire Sculpturing
- Basic Bead Stringing
- Beads and Knotting

For further information, please call:
505-898-4185

Or fax 505-897-3019

Email us at creativewire@qwest.com


Or visit us on the web at

www.creativewireonline.com

Basic Forms



Loop




Round coil wrap



Flat coil



Loop and Loops



Flat Multi-Wrap


THE INSTRUCTOR

Camille Argeanas is a nationally recognized artist who has virtually transformed the meaning of "working with wire" with her unique and beautiful creations. In addition, her skill as an educator has been recognized and put to use in two instructional videos distributed by a national leader in the jewelry supply trade. She also teaches regularly at the University of New Mexico's Division of Continuing Education.

A native of New Mexico, Camille uses her classes to familiarize people with wire and the tools they need to develop their creative abilities. The techniques she teaches her students are simple and accessible, and most everyone will find it possible to create unique pieces of jewelry.



CREATIVE WIRE WRAPPING CLASSES



Creative Wire
Po Box 10256
Albuquerque, NM 87184-0256
505-898-4185
www.creativewireonline.com